

How to sort and take out domestic garbage in Imabari city digest

For further details, please refer to the following tools:

● Please use the garbage sorting app, "3Rs".

Please download the app first. Imabari city

⇒ Select your home address and the setting is completed.

Imabari city 3Rs promotion image character dog, Madatsukaeruku, "Arun"




iOS



Android

Combustible garbage

Garbage



Your garbage must be properly drained!

We appreciate your cooperation to reduce food waste.

Cooking oil



- Soak the oil into paper or cloth, or solidify it using a coagulant.
- Please also use the "used cooking oil collection service" provided at stores within the city.
- * For further details, please refer to the garbage sorting guidebook.

Preferably combusted from a hygiene perspective




Please remove dirt from the paper diaper. (Do the same for the toilet sand for pets)



Medical patches, etc.

Items unsuitable for recyclable but combustible

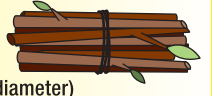


Recyclable (paper, clothes, plastic bottles, trays, etc.) but in the following state:

- With permanent stains
- Used underwear
- Recyclable packaging containing silver or green paper
- Clothes, etc. chopped into pieces with scissors, etc.

Grass, pruned branches and wood products, etc.

- Remove the soil from the grass.
- Cut pruned branches into pieces of 50 cm or less.
 - Deadwood (10 cm or less in diameter)
 - Green tree (5 cm or less in diameter)



Up to three bags at a time (The same applies for square logs.)

Leather items



Please remove as many metal fittings as possible and take out as incombustible garbage

Rubber and plastic products



- Plastic products without a "Pla-mark"
- Larger articles such as rubber mats should be folded and laced.
- Longer items such as rubber hoses should be cut into pieces of less than one meter.

Incombustible garbage

Metals, glassware and ceramics



Please wrap sharps and broken items in paper and specify the contents for hazard prevention.



Compact appliances

- You must remove batteries from battery-powered goods.
- Cut off extension (power) cords for single appliances into sections of less than 1 m.
- Also use "collection boxes for compact appliances" provided at stores within the city.
- * For further details, please refer to the garbage sorting guidebook.

Bottles and cans unsuitable for recyclables

- Bottles and cans for food and drinks, and cosmetics in the following state:
 - Broken bottles (Take hazard prevention measures and specify contents.)
 - Bottles and cans (including 5-gallon square can) the grease of which (including rust) cannot be removed
- Others
- 5-gallon square cans not used for food/drink (Empty the contents.)

Caution Aerosol cans, butane gas cartridges and lighters must be taken out as **dangerous garbage!**

Recyclables

Bottles, cans and plastic bottles

(For food and drinks, and grease-free cosmetics)

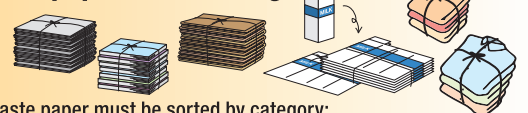
- Separate the lid from the bottle or can.
 - Metal lids: Take out as **incombustible garbage**.
 - Plastic lid: Take out as **plastic containers and packaging**.
- Rinse lightly.
- If the contamination cannot be removed or the container and / or bottle is broken, please refer to the following:
 - Plastic bottles: **Combustible garbage**
 - Bottles, cans: **Incombustible garbage**
- * Broken containers / bottles must be wrapped in paper to prevent hazards; specifying the contents and taking them out as **incombustible garbage**.



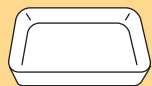
Plastic bottles with PET marks are classed as recyclable garbage.



Waste paper and clothing



- Waste paper must be sorted by category:
 - ① Newspapers (flyers)
 - ② Magazines / miscellaneous recyclable paper
 - ③ Recyclable packaging (inside is white)
 - ④ Cardboard
- For the clothing category, those without cotton fillings are classed as recyclables.
- Both papers and clothes must be strapped crosswise by category.
- Stained goods must be taken out as **combustibles**.
- If rain is falling or expected, take them out on the next collection day.



White trays

White trays refer to the packages used to contain meat, fish, prepared food, vegetables and fruits, etc. made of styrene foam.

- Rinse lightly.
- * Colored trays must be taken out as **plastic containers and packaging**.
- Please also use a collection service provided at supermarkets within the city.

For bottles, cans and plastic bottles, you can also use the "recyclables" stations established at stores within the city.

* For further details, please refer to the garbage sorting guidebook.



Recyclables (5)

Plastic containers and packaging (Must have a "Pla-mark")

Bottles and caps

- Separate the cap (pump) from the main unit.



Cups, packaging, and colored trays, etc.



Plastic bags, cling wrap, labels and films, etc.

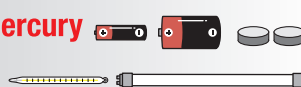


- Products themselves which are not containers and / or packaging are ineligible for this category. E.g. Washbowls, buckets, toothbrushes ⇒ For **combustibles**
- For plastic bottles, white trays, please refer to the above **recyclables' category**.
- If the item has a "Pla-mark" but the stain cannot be removed, then take them out as **combustibles**.

Hazardous garbage

Only batteries, fluorescent tubes and mercury thermometers / manometers

- Large rechargeable batteries cannot be discharged.
- Be careful not to break fluorescent tubes and mercury thermometers / manometers.
- * If broken, take hazard prevention measures, specify then contents and take them out as **incombustibles**.



Dangerous garbage

Only aerosol cans, butane gas cartridges and lighters

- Remove the plastic cap. (Plastic nozzles can be left.)
- Please use up the contents.



Bulky waste (Chargeable, by appointment) * The application period is fixed according to your district.

Application method

(If living in an area under the jurisdiction of each branch office, please apply at the residential service division of each branch office.)

① Apply by phone within the application time frame.

- * Please check the application time frame for your district based on the waste collection calendar distributed to you.
- * Please check, in advance, the length (the longest side) of the item, number of items and materials, etc., which you wish to dispose of.

Bulky Waste Reception Center Tel.: 0898-47-5300

Mon. – Fri. (excluding national holidays), 8:30 a.m. – 5:15 p.m.

② Purchase Bulky Waste Disposal Fee Prepaid Stickers.

- * Please purchase the amount of “Bulky Waste Disposal Fee Prepaid Stickers” to match the price of the collection fee you checked with the Bulky Waste Reception Center at the store selling the trash bags specified by the city.



③ Place one or more sticker/s on the waste and take it out on the collection day.

- * Please fill in the “receipt number” obtained from the Bulky Waste Reception Center and place the sticker / s by each item.
- * Please take out by 8:30 a.m. on the scheduled collection place.

Asakura branch	: 0898-56-2500
Tamagawa branch	: 0898-55-2211
Namikata branch	: 0898-41-7111
Onishi branch	: 0898-53-3500
Kikuma branch	: 0898-54-3450
Yoshiumi branch	: 0897-84-2111
Miyakubo branch	: 0897-86-2500
Hakata branch	: 0897-72-1500
Kamiura branch	: 0897-87-3000
Omishima branch	: 0897-82-0500

* From April 2019 onward, the application center for all districts will be unified as the Bulky Waste Reception Center.

– Important – Rules to follow when taking out bulky waste

● We can only collect items for which you applied.

- * If there are any changes, you must call the reception center (or the residential service division of each branch office).

● You cannot designate the date and time of collection.

- * Please comply with the date and time specified by the reception center.

● Items will be collected from points easily accessible for waste collection vehicles and which do not impede human traffic.

- * With the above requirements in mind, please select a suitable pickup place beforehand.

● Some items may not be acceptable if unmanageable by the city.

● We cannot collect a large amount of waste created by moving or clearance.

(Others)

● You must completely remove accessories to the item such as batteries and fuels, i.e. heating oil, etc. in advance.

● Some items may require both a handling charge and dismantlement fees. (E.g. a mattress including springs, etc.)



Waste Management Center associated facilities

* The Oshima, Hakata and Omishima conjunction centers are relay facilities for collected waste to be transferred to Bari Clean, for which only carried-in waste is acceptable.

Bari Clean (Imabari City Waste Management Center)

Ko394 Machiya, Imabari City
Open: Mon. – Sat. 9:00 a.m. – 4:00 p.m.
(Reception is available on national holiday.)
Close: Sundays and Jan. 1 – 3
TEL.: 0898-48-3601 FAX.: 0898-48-3942



Oshima Relay Center

6533 Miyakubo, Miyakubo-cho, Imabari City
Open: Mon. – Fri. 9:00 a.m. – 3:30 p.m.
(Reception is available on national holiday.)
Close: Saturdays, Sundays and Jan. 1 – 3
TEL.: 0897-86-2155 FAX.: 0897-86-2822



Hakata Relay Center

Ko2291 Kiura, Hakata-cho, Imabari City
Open: Mon. – Fri. 9:00 a.m. – 3:30 p.m.
(Reception is available on national holiday.)
Close: Saturdays, Sundays and Jan. 1 – 3
TEL.: 0897-72-1510 FAX.: 0897-72-2977



Omishima Relay Center

1805 Miyaura, Omishima-cho, Imabari City
Open: Mon. – Fri. 9:00 a.m. – 3:30 p.m.
(Reception is available on national holiday.)
Close: Saturdays, Sundays and Jan. 1 – 3
TEL.: 0897-82-0722 FAX.: 0897-82-0750



If handling bulky waste by yourself:

Please handle your bulky waste properly via the following methods:

■ Carry in your waste directly to the Waste Management Center associated facilities.

- * Please refer to the contact information of each center specified in the left column.

■ Request handling of the waste to an authorized waste service company certified by Imabari City.

- * Please check details such as the list of authorized companies with the “garbage sorting guidebook”.



[Issuer and contact]
Imabari City Recycling Promotion Division
Tel.: 0898-47-5374

January 2018 English